

## 4-H Online- Upload Paperwork

Please use this packet to help you make upload paperwork. Follow the instructions, if you have any questions, please contact Taylor Stevens [stevens.1068@osu.edu](mailto:stevens.1068@osu.edu), Kara Colvin [colvin.53@osu.edu](mailto:colvin.53@osu.edu) or Greg Meyer [Meyer.213@osu.edu](mailto:Meyer.213@osu.edu).

For those that need help, please email Taylor Stevens [stevens.1068@osu.edu](mailto:stevens.1068@osu.edu)

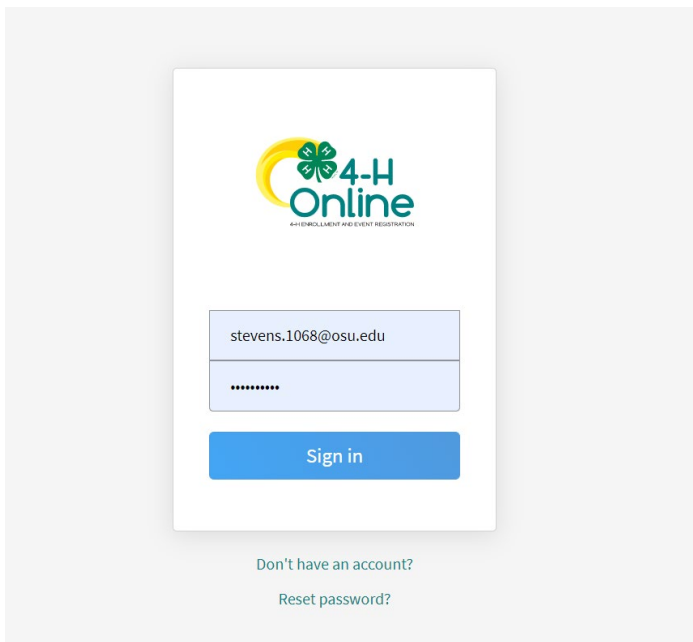
**Use Google Chrome or Mozilla Firefox as your internet browser for optimal performance. Do not use Internet Explorer.**

To enter your entries, please go to:

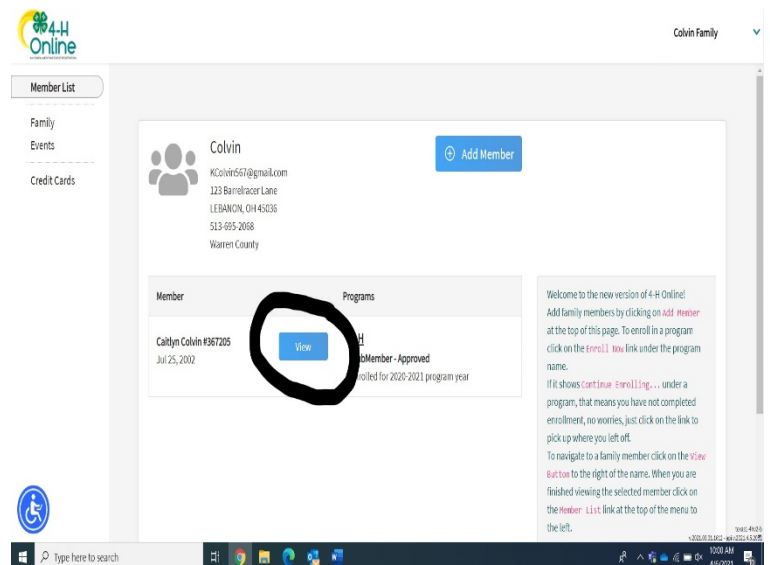
[v2.4honline.com](http://v2.4honline.com)

### **4-H Members:**

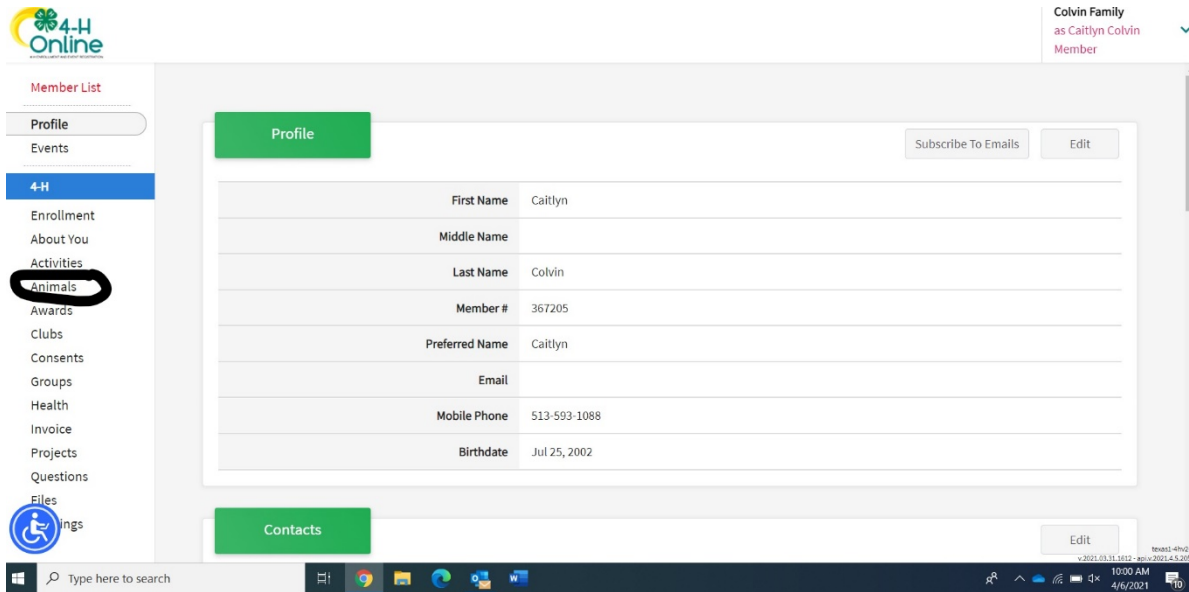
1. Using your 4-H Online family email and password (the same email and password that you used to complete 4-H enrollment), log back into your profile. Go to [v2.4honline.com](http://v2.4honline.com). All 4H exhibitors have a profile. Click “Sign In”



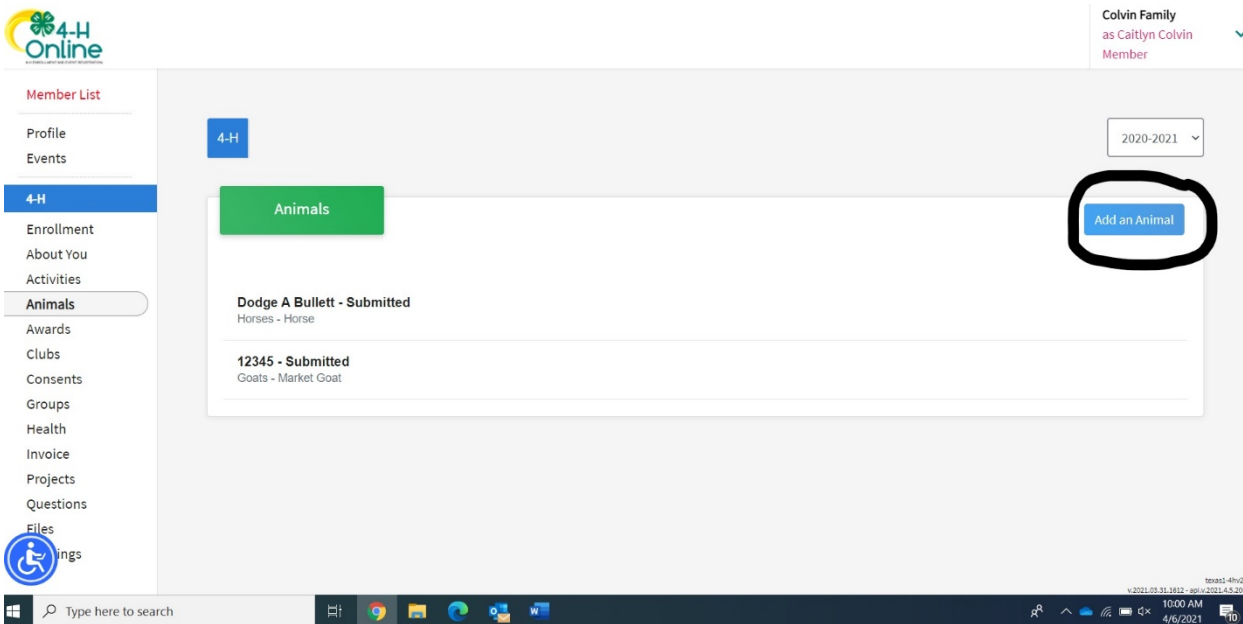
2. Click “view” by the member’s name you would like to add an animal for.



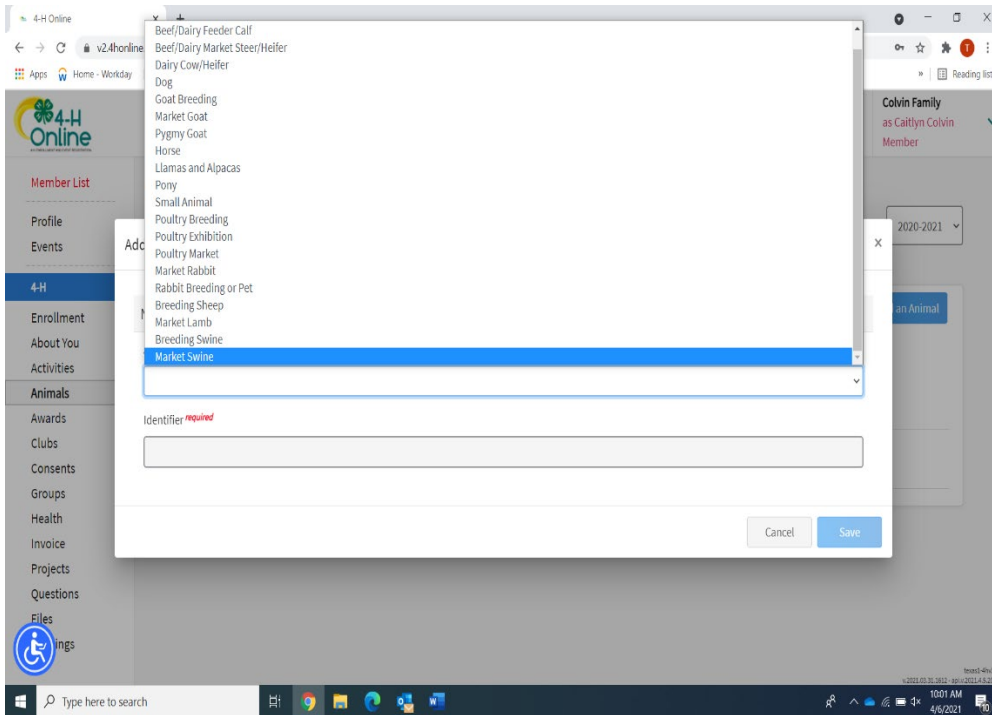
3. Click “Animals” on the left hand panel.



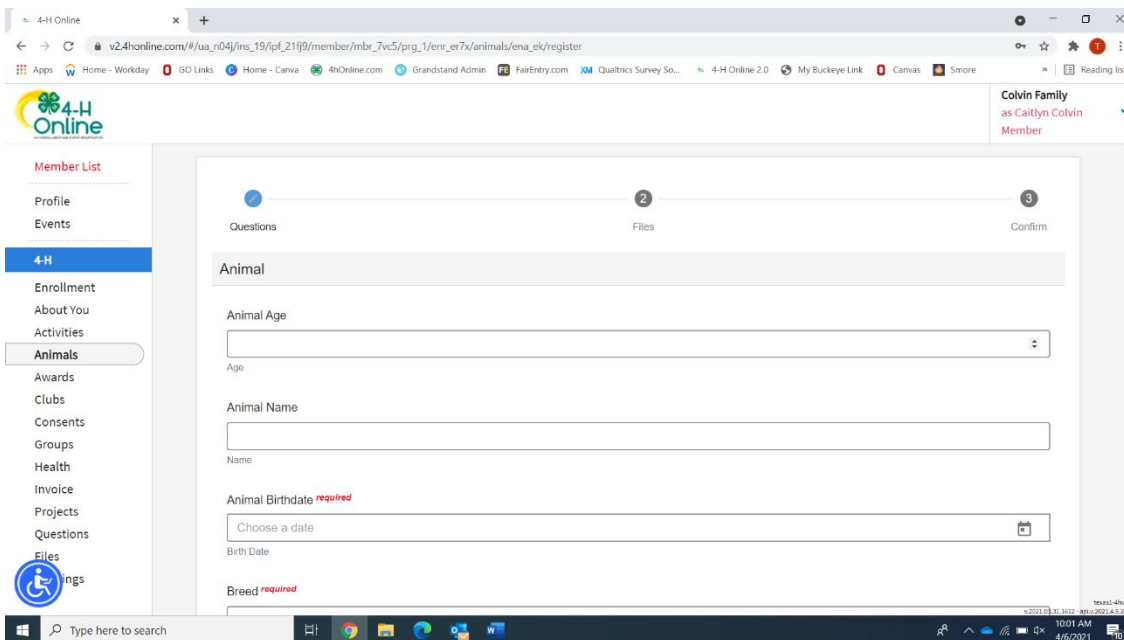
4. Click “Add Animal” in the top right corner



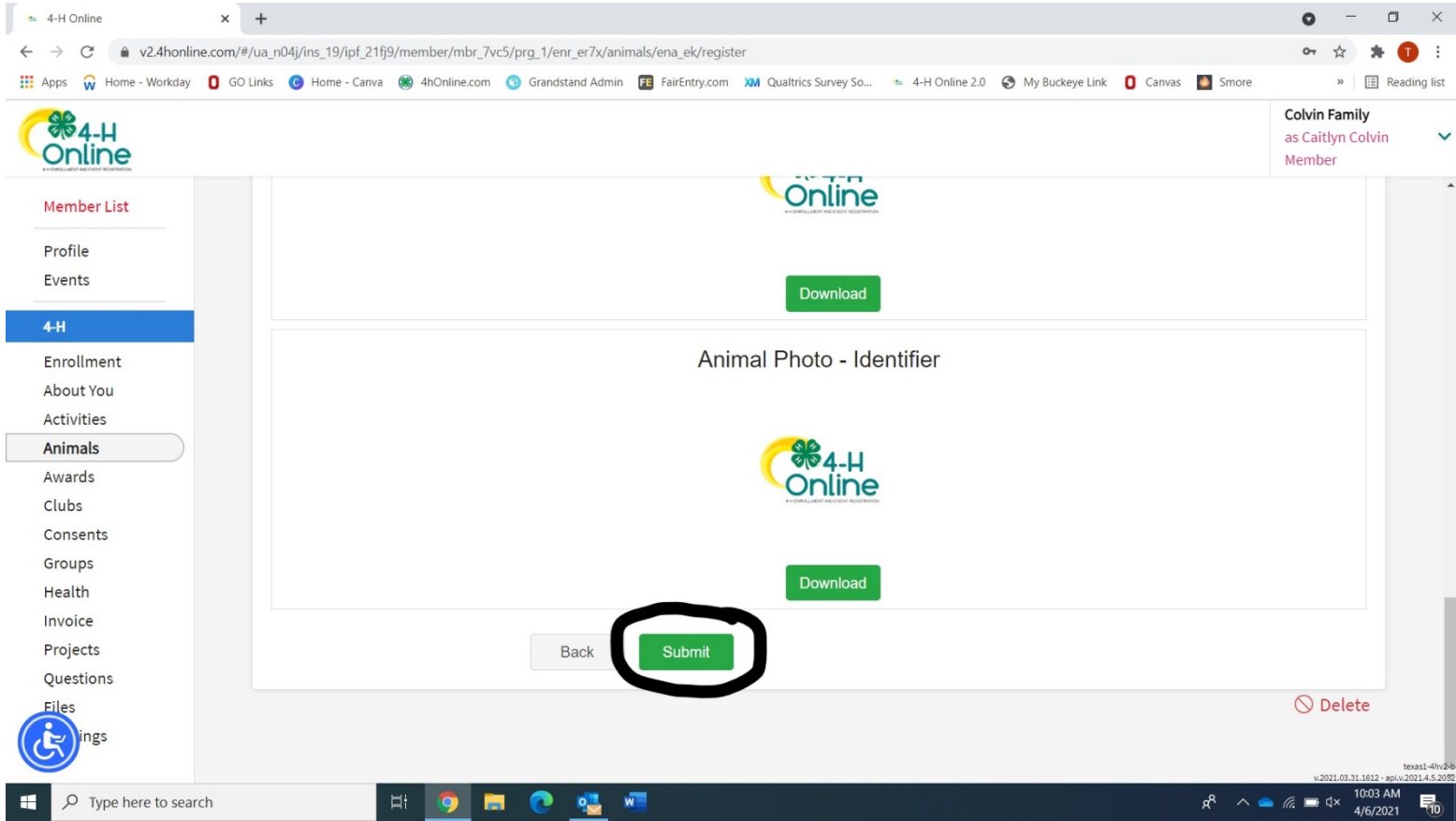
5. Select the “type of animal” you are enrolling from the list. Under “Name” put the name you want to show them under not a barn name if you don’t want to show them under that.




6. Fill in the blanks with animal information. The last page of this help sheet explains which sections are required and what to include for each section.



7. You will upload a front, left side, right side image of your animal. Under “Animal Photo- Identifier” you will upload Coggins. Under “ County Document 1” you will upload vaccination records/receipts.



8. When everything is completed you will click “submit”



How to fill out the animal information page on 4-H Online

# Horses

## Horse

- Enter one form for each horse.
- A maximum of **two** horses may be entered per exhibitor.

Animal Age: Not required

**Animal Name: Required.** Use the name you want them to show under at the Warren County Fair. Do not use their barn name if you do not want to show under that. You will not be able to change this later.

**Animal Birthdate: Required**

**Breed: Required.**

**Breeder Name: Required.** If not known put N/A

**Colors and Markings: Required.** Provide color, markings will be shown in the uploaded photos.

County Raised: Not Required

**Owned or Leased: Required.**

**Owner Name: Required**

**Animal Sex: Required**

**Three pictures of your horse must be attached to this animal information form. One must be a front view, left-side view, and right-side view. A copy of Coggins will be uploaded under "Animal Photo-Identifier." A copy of vaccination record/receipts will be uploaded under "County Documents 1."**